

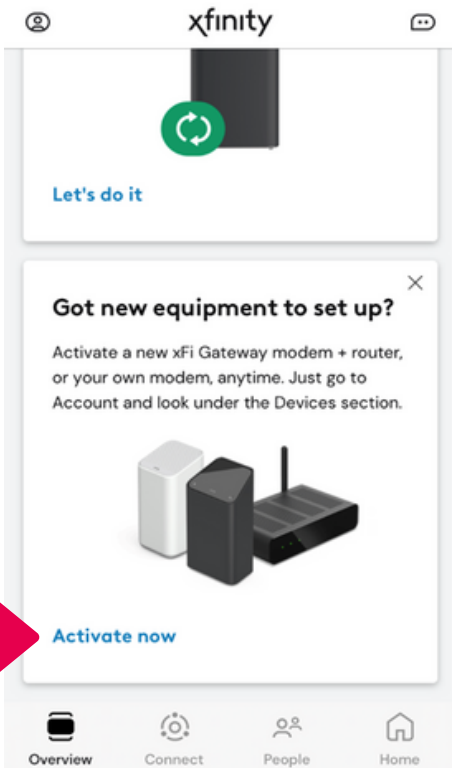


# Installing Your New Modem

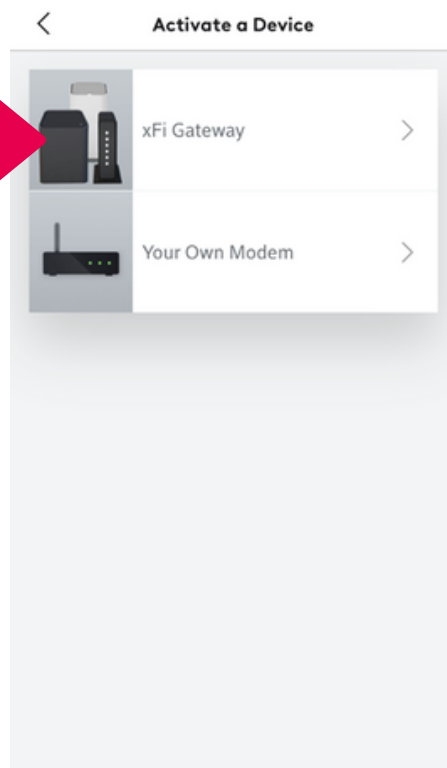
## Log in to the Xfinity App



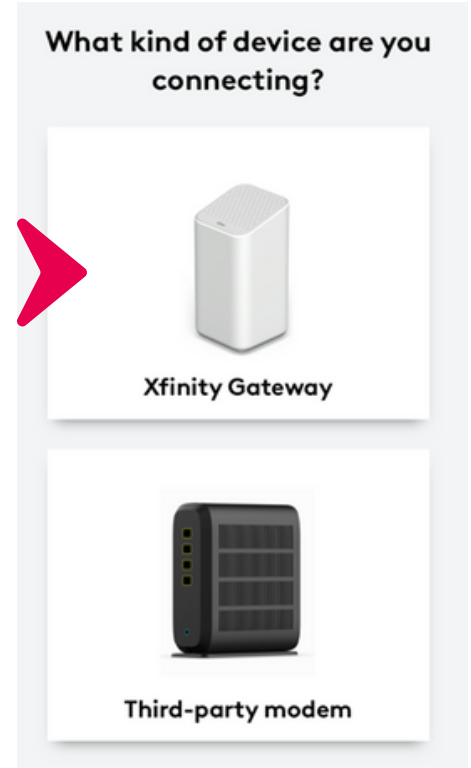
### 1. Scroll to 'new equipment'



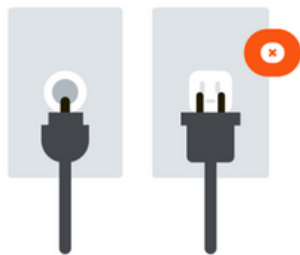
### 2. Activate device



### 3. Select Xfinity Gateway & Get Started!



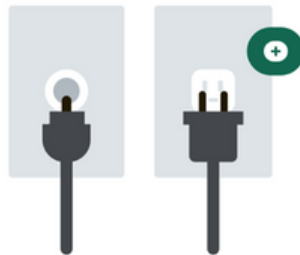
### 4. Disconnect and return old equipment



#### Disconnect and return your old equipment

To avoid late fees, visit [xfinity.com/returns](http://xfinity.com/returns) for instructions on how to return your equipment.

### 5. Connect your new equipment



#### Connect your new equipment

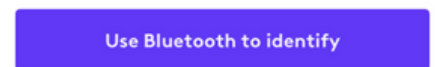
Connect the coax to the coax outlet and the power cord to the electrical outlet. Use the same outlets your previous equipment was plugged into. This may be located in a wall or media panel.

### 6. Place your phone within inches of the equipment for Bluetooth pairing



#### Allow Bluetooth for a speedy activation

Bluetooth is the fastest and easiest way to identify your device for activation.



Identify manually

## 7. Check connection



### Let's check your connection

This shouldn't take long.

Check connection

## 8. Activate device

### Keep previous settings

We'll transfer your previous home network settings including your WiFi name/password.



Devices



Profiles



Permissions

WiFi name

DEMO-2

WiFi password

Let's finish up

Edit name and password

## 9. Set up your network

### Setting up your network

Estimated Time: 10 minutes



Please don't unplug your Gateway.

## 10. Time to connect!



### Time to connect

You can automatically connect this device to your new WiFi network.

Auto connect

Connect manually

## 11. Wifi Info

### Here's your WiFi info

Use this to connect all the devices in your home.

WiFi name

DEMO-2

WiFi password

Gardendried

Copy password

Next

Go to settings

## 12. Complete!



### Your network is up and running!

WiFi name

DEMO-2

WiFi password

Gardendried

Continue to Xfinity



Want to watch a video?

Scan the QR to watch a how-to guide.

For phone assistance call 1-885-307-4869

Hours of operation 5am - 10pm PST

Video Walkthrough

